

EXIM BANK 1ST MUTUAL FUND
Statement of Financial Position (Un-audited)
as at September 30, 2018


	Amount in Taka	
	30-Sep-18	30-Jun-18
<u>ASSETS</u>		
Investment at fair value	1,437,771,067	1,464,568,021
Dividend Receivables	2,167,619	3,005,889
Interest Receivables	16,018,876	12,891,357
Advance, Deposit & Prepayments	2,815,938	3,949,614
Other Receivables	7,898	7,918
Cash & Cash Equivalents	83,947,149	65,382,132
Preliminary & Issue Expenses	6,329,181	6,665,762
	1,549,057,727	1,556,470,693
<u>LIABILITIES</u>		
Accounts Payable	10,773,923	15,596,941
	10,773,923	15,596,941
Net Assets	1,538,283,804	1,540,873,752
<u>OWNERS' EQUITY</u>		
Capital Fund	1,432,563,430	1,329,418,870
Unit Premium	77,981,382	61,478,244
Unrealized Gain	5,130,034	1,237,823
Retained Earnings	22,608,958	148,738,815
	1,538,283,804	1,540,873,752

Net Assets Value (NAV)

At Cost	1,533,153,771	1,539,635,930
At Market (adjusted)	1,538,283,804	1,540,873,752

Net Assets Value (NAV) per unit


At Cost	10.70	11.58
At Market (adjusted)	10.74	11.59


Chairman, Trustee
Investment Corporation of Bangladesh

On behalf of EXIM Bank 1st Mutual Fund:


CEO & Managing Director
Asset Manager
Bangladesh RACE Management PCL


Member, Trustee
Investment Corporation of Bangladesh


Head of Fund Accounts
Asset Manager
Bangladesh RACE Management PCL


Chief Compliance Officer
Asset Manager
Bangladesh RACE Management PCL

Dhaka
Date: November 13, 2018



EXIM BANK 1ST MUTUAL FUND
Statement of Profit or Loss and Other Comprehensive Income (Un-audited)
For the period from July 01, 2018 to September 30, 2018

	Amount in Taka	
	July 01, 2018 to Sep 30, 2018	July 01, 2017 to Sep 30, 2017
<u>INCOME</u>		
Interest Income	5,455,581	5,447,853
Net Income on sale of marketable securities	10,872,636	10,969,766
Dividend Income	10,857,079	8,445,972
	27,185,297	24,863,591
<u>EXPENSES</u>		
Management Fees	4,820,859	5,013,624
Amortization of Preliminary & Issue Exp.	336,581	333,682
Annual Listing Fees	949,977	1,113,786
Trustee Fees	390,405	372,247
Custodian Fees	351,677	376,997
CDBL charges	84,085	106,786
Bank Charges	844	468
Other Expenses	144,650	79,710
	7,079,079	7,397,300
Profit Before provision	20,106,218	17,466,291
Provision or write back against investment	-	-
Net profit for the period	20,106,218	17,466,291
Earnings per unit (EPU)	0.14	0.12

On behalf of EXIM Bank 1st Mutual Fund:




Chairman, Trustee
Investment Corporation of Bangladesh



Member, Trustee
Investment Corporation of Bangladesh



CEO & Managing Director
Asset Manager
Bangladesh RACE Management PCL



Head of Fund Accounts
Asset Manager
Bangladesh RACE Management PCL



Chief Compliance Officer
Asset Manager
Bangladesh RACE Management PCL

Dhaka
Date: November 13, 2018



EXIM BANK 1ST MUTUAL FUND

Statement of Changes in Equity For the period ended September 30, 2018

Particulars	Amount in Taka				
	Capital Fund	Unit Premium	Unrealized Gain	Retained Earnings	Total Equity
Balance at 01 July 2018	1,329,418,870	61,478,244	1,237,823	148,738,815	1,540,873,752
Net Profit during the period	-	-	-	20,106,218	20,106,218
Dividend (RIU) for 2017-18	103,144,560	16,503,138	-	(119,647,698)	-
Dividend (Cash) for 2017-18	-	-	-	(26,588,377)	(26,588,377)
Unrealized Gain	-	-	3,892,211	-	3,892,211
Balance at 30 Sep 2018	1,432,563,430	77,981,382	5,130,034	22,608,958	1,538,283,804


Statement of Changes in Equity For the period ended September 30, 2017

Particulars	Amount in Taka				
	Capital Fund	Unit Premium	Unrealized Gain	Retained Earnings	Total Equity
Balance at 01 July 2017	1,234,730,920	32,693,102	110,191,168	149,817,467	1,527,432,657
Net Profit during the period	-	-	-	17,466,291	17,466,291
Dividend (RIU) for 2016-17	94,687,950	28,785,142	-	(123,473,092)	-
Dividend (Cash) for 2016-17	-	-	-	(24,694,618)	(24,694,618)
Unrealized Gain	-	-	110,670,925	-	110,670,925
Balance at 30 Sep 2017	1,329,418,870	61,478,244	220,862,093	19,116,048	1,630,875,256

On behalf of EXIM Bank 1st Mutual Fund:



Chairman, Trustee
Investment Corporation of Bangladesh




Member, Trustee
Investment Corporation of Bangladesh



CEO & Managing Director
Asset Manager


Bangladesh RACE Management PCL



Head of Fund Accounts

Asset Manager

Bangladesh RACE Management PCL



Chief Compliance Officer

Asset Manager

Bangladesh RACE Management PCL

Dhaka

Date: November 13, 2018



EXIM BANK 1ST MUTUAL FUND
Statement of Cash Flows (Un-Audited)
For the period 01 Jul 2018 to 30 Sep 2018

	Amounts in Taka	
	Jul 01, 2018 to Sep 30, 2018	Jul 01, 2017 to Sep 30, 2017
Cash Flows from / (used) in Operating Activities:		
Interest income	2,328,062	10,859,018
Income from Dividend	11,695,350	16,595,454
Net Income on sale of securities	10,872,636	10,969,766
Operating Expenses	(11,070,972)	(11,065,723)
Net Cash Flows from Operating Activities	13,825,077	27,358,514
Cash Flows from / (used) in Investing Activities:		
Investment in securities	30,689,164	(21,195,300)
Net Cash Used in Investing Activities	30,689,164	(21,195,300)
Cash Flows from / (used) in Financing Activities :		
Dividend Paid	(25,949,224)	(21,086,565)
Net Cash from Financing Activities	(25,949,224)	(21,086,565)
Net Increase / (Decrease) in Cash and Cash Equivalents	18,565,016	(14,923,351)
Cash and Cash Equivalents at the Beginning of the year	65,382,132	84,379,399
Cash and Cash Equivalents at the end of the year	83,947,149	69,456,048
 Net Operating Cash Flow Per Unit (NOCFPU)	 0.10	 0.19

On behalf of EXIM Bank 1st Mutual Fund:



Chairman, Trustee
Investment Corporation of Bangladesh


Member, Trustee
Investment Corporation of Bangladesh

Dhaka
Date: November 13, 2018




CEO & Managing Director
Asset Manager
Bangladesh RACE Management PCL


Head of Fund Accounts
Asset Manager
Bangladesh RACE Management PCL


Chief Compliance Officer
Asset Manager
Bangladesh RACE Management PCL