


1st JANATA BANK MUTUAL FUND
Statement of Financial Position (Un-audited)
as at September 30, 2018

| | Amount in Taka | |
|--|----------------------|----------------------|
| | 30-Sep-18 | 30-Jun-18 |
| ASSETS | | |
| Investment at fair value | 2,900,106,604 | 2,918,907,017 |
| Dividend Receivables | 5,384,520 | 15,497,029 |
| Interest Receivable | 39,936,064 | 29,590,082 |
| Advance, Deposit & Prepayments | 6,107,900 | 7,186,359 |
| Others Receivable | 19,186,540 | 9,498 |
| Cash & Cash equivalents | 142,894,079 | 187,248,562 |
| Preliminary & Issue Expenses | 12,998,954 | 14,659,933 |
| | 3,126,614,662 | 3,173,098,479 |
| LIABILITIES | | |
| Accounts Payable | 41,224,898 | 44,919,994 |
| | 41,224,898 | 44,919,994 |
| Net Assets | 3,085,389,764 | 3,128,178,485 |
| OWNERS' EQUITY | | |
| Capital Fund | 2,899,233,480 | 2,754,633,310 |
| Unit Premium | 160,237,437 | 139,559,608 |
| Dividend Equalization Reserve | 533,406 | 533,406 |
| Unrealized Gain | - | - |
| Retained Earnings | 25,385,442 | 233,452,162 |
| | 3,085,389,764 | 3,128,178,485 |
| Net Assets Value (NAV) | | |
| At cost | 3,187,881,437 | 3,219,314,071 |
| At Market (adjusted) | 3,085,389,764 | 3,128,178,485 |
| Net Assets Value (NAV) per unit | | |
| At cost | 11.00 | 11.69 |
| At Market (adjusted) | 10.64 | 11.36 |

On behalf of 1st Janata Bank Mutual Fund:


Chairman, Trustee
Investment Corporation of Bangladesh


Member, Trustee
Investment Corporation of Bangladesh

Dhaka
Date: November 13, 2018





CEO & Managing Director
Asset Manager
Bangladesh RACE Management PCL


Head of Fund Accounts
Asset Manager
Bangladesh RACE Management PCL


Chief Compliance Officer
Asset Manager
Bangladesh RACE Management PCL

1st JANATA BANK MUTUAL FUND
Statement of Profit or Loss and Other Comprehensive Income (Un-audited)
For the period from July 01, 2018 to September 30, 2018

| | Amount in Taka | |
|--|----------------------------------|----------------------------------|
| | July 01, 2018 to Sep 30, 2018 | July 01, 2017 to Sep 30, 2017 |
| <u>INCOME</u> | | |
| Interest Income | 15,531,611 | 10,361,777 |
| Net Income on sale of marketable securities | 11,732,717 | (5,609,961) |
| Dividend Income | 8,971,210 | 14,433,301 |
| | 36,235,539 | 19,185,117 |
| <u>EXPENSES</u> | | |
| Management Fees | 8,714,675 | 9,111,101 |
| Amortization of Preliminary & Issue Exp. | 1,660,978 | 1,660,979 |
| Annual Listing Fees | 919,847 | 1,730,311 |
| Trustee Fees | 309,039 | 705,574 |
| Custodian Fees | 721,121 | 774,998 |
| CDBL Charges | 104,269 | 102,199 |
| Bank Charges | 925 | 298 |
| Other Expenses | 144,651 | 91,730 |
| | 12,575,506 | 14,177,189 |
| Profit Before provision | 23,660,033 | 5,007,928 |
| (Provision) or written back for unrealised loss | (11,356,088) | - |
| Net profit for the period | 12,303,945 | 5,007,928 |
| Earnings per unit (EPU) | 0.04 | 0.02 |



Chairman, Trustee
Investment Corporation of Bangladesh



Member, Trustee
Investment Corporation of Bangladesh

Dhaka
Date: November 13, 2018

On behalf of 1st Janata Bank Mutual Fund:


CEO & Managing Director
Asset Manager
Bangladesh RACE Management PCL


Head of Fund Accounts
Asset Manager


Chief Compliance Officer
Asset Manager
Bangladesh RACE Management PCL



1ST JANATA BANK MUTUAL FUND
Statement of Changes in Equity
For the period from July 01, 2018 to September 30, 2018


Amount in Taka

| Particulars | Unit Capital Fund | Unit premium | Dividend Equalization Reserve | Unrealized Gain | Retained Earnings | Total Equity |
|----------------------------------|----------------------|--------------------|-------------------------------|-----------------|-------------------|----------------------|
| Balance as at 01 July 2018 | 2,754,633,310 | 139,559,608 | 533,406 | - | 233,452,162 | 3,128,178,485 |
| Dividend for 2017-18 (RIU) | 144,600,170 | 20,677,829 | - | - | (165,277,999) | - |
| Dividend for 2017-18 (cash) | - | - | - | - | (55,092,666) | (55,092,666) |
| Profit during the period | - | - | - | - | 12,303,945 | 12,303,945 |
| Unrealized Gain | - | - | - | - | - | - |
| Balance as at 30 Sep 2018 | 2,899,233,480 | 160,237,437 | 533,406 | - | 25,385,442 | 3,085,389,764 |

For the period from July 01, 2017 to September 30, 2017

| Particulars | Unit Capital Fund | Unit premium | Dividend Equalization Reserve | Unrealized Gain | Retained Earnings | Total Equity |
|----------------------------------|----------------------|--------------------|-------------------------------|--------------------|-------------------|----------------------|
| Balance as at 01 July 2017 | 2,554,296,350 | 84,466,933 | 533,406 | 133,664,677 | 308,391,353 | 3,081,352,719 |
| Dividend for 2016-17 (RIU) | 200,336,960 | 55,092,675 | - | - | (255,429,635) | - |
| Dividend for 2016-17 (cash) | - | - | - | - | (51,085,927) | (51,085,927) |
| Profit during the year | - | - | - | - | 5,007,928 | 5,007,928 |
| Unrealized Gain | - | - | - | 235,059,843 | - | 235,059,843 |
| Balance as at 30 Sep 2017 | 2,754,633,310 | 139,559,608 | 533,406 | 368,724,520 | 6,883,719 | 3,270,334,562 |

On behalf of 1st Janata Bank Mutual Fund:


Chairman, Trustee

Investment Corporation of Bangladesh


Member, Trustee

Investment Corporation of Bangladesh



CEO & Managing Director
Asset Manager

Bangladesh RACE Management PCL


Head of Fund Accounts

Asset Manager

Bangladesh RACE Management PCL



Chief Compliance Officer

Asset Manager

Bangladesh RACE Management PCL


Dhaka

Date: November 13, 2018



1st JANATA BANK MUTUAL FUND
Statement of Cash Flows (Un-audited)
For the period from July 01, 2018 to September 30, 2018

| | Amount in Taka | |
|---|----------------------------------|----------------------------------|
| | July 01, 2018 to Sep 30, 2018 | July 01, 2017 to Sep 30, 2017 |
| Cash Flows from / (used) in Operating Activities: | | |
| Interest Income | 5,185,629 | 9,139,414 |
| Income from capital market investment | 19,083,718 | 20,885,066 |
| Net Income on sale of marketable securities | 11,732,717 | (5,609,961) |
| Operating Expenses | (21,089,369) | (19,783,905) |
| Net Cash from Operating Activities | 14,912,696 | 4,630,615 |
| Cash Flows from / (used) in Investing Activities: | | |
| Net Investments | (11,732,717) | 36,209,961 |
| Net Cash Out Flows from Investing Activities | (11,732,717) | 36,209,961 |
| Cash Flows from / (used) in Financing Activities : | | |
| Dividend paid | (47,534,461) | (44,554,863) |
| Net Cash used in Financing Activities | (47,534,461) | (44,554,863) |
| Net Increase / (Decrease) Cash | (44,354,482) | (3,714,288) |
| Cash & Cash Equivalents at the Beginning of the year | 187,248,562 | 141,687,302 |
| Cash and Cash Equivalents at the end of the year | 142,894,079 | 137,973,015 |
| Net Operating Cash Flow Per Unit (NOCFPU) | 0.05 | 0.02 |


Chairman, Trustee
Investment Corporation of Bangladesh


Member, Trustee
Investment Corporation of Bangladesh

Dhaka
Date: November 13, 2018

On behalf of 1st Janata Bank Mutual Fund:


CEO & Managing Director
Asset Manager
Bangladesh RACE Management PCL


Head of Fund Accounts
Asset Manager
Bangladesh RACE Management PCL


Chief Compliance Officer
Asset Manager
Bangladesh RACE Management PCL

