



**EBL FIRST MUTUAL FUND**  
Statement of Financial Position (Un-audited)  
As at December 31, 2015


	Amount in Taka	
	31-Dec-15	30-Jun-15
<b>ASSETS</b>		
Investment at Fair Value	1,010,607,008	992,942,642
Dividend Receivable	4,621,575	5,294,161
Interest Receivables	-	224,545
Advance, Deposit & Prepayments	52,605,823	1,214,834
Other Receivable	1,530,081	3,173,474
Cash & cash equivalents	156,478,462	173,155,885
Preliminary & Issue Expenses	12,170,729	13,859,579
	<b>1,238,013,678</b>	<b>1,189,865,119</b>
<b>LIABILITIES</b>		
Accounts Payable	8,981,448	8,557,879
	<b>8,981,448</b>	<b>8,557,879</b>
Net Assets	<b>1,229,032,230</b>	<b>1,181,307,240</b>
<b>OWNERS' EQUITY</b>		
Capital Fund	1,159,616,270	1,091,575,090
Unit Premium	16,793,986	8,424,910
Dividend Equalization Reserve	-	-
Unrealized Gain	-	-
Retained Earnings	52,621,974	81,307,240
	<b>1,229,032,230</b>	<b>1,181,307,240</b>
Net Assets Value (NAV)		
At cost	1,302,518,347	1,283,631,537
At Market (Fair Value)	1,229,032,230	1,181,307,240
Net Assets Value (NAV) per unit		
At cost	11.23	11.76
At Market (Fair Value)	10.60	10.82

On behalf of EBL 1st Mutual Fund:

  
Chairman, Trustee  
Investment Corporation of Bangladesh

  
CEO & Managing Director  
Asset Manager

  
Member, Trustee  
Investment Corporation of Bangladesh

  
Chief of Operations  
Asset Manager

Dhaka  
Date: January 28, 2016


  
Chief Compliance Officer  
Asset Manager


**EBL FIRST MUTUAL FUND**  
**Statement of Profit or Loss and Other Comprehensive Income ( Un-audited)**  
**For the period from July 01, 2015 to December 31, 2015**

	Amount in Taka		Amount in Taka	
	July 01, 2015 to Dec 31, 2015	July 01, 2014 to Dec 31, 2014	October 01 2015 to Dec 31, 2015	October 01, 2014 to Dec 31, 2014
<b>INCOME</b>				
Interest Income	7,558,402	16,102,632	3,351,680	6,755,599
Net Income on sale of Securities	3,121,548	29,609,440	1,113,026	21,037,227
Income from capital market investment	20,540,838	11,171,884	8,979,663	4,326,104
Other Income	18,870	-	-	-
	<b>31,239,658</b>	<b>56,883,956</b>	<b>13,444,368</b>	<b>32,118,929</b>
<b>EXPENSES</b>				
Management Fees	8,155,163	7,671,559	4,069,314	3,855,305
Amortization of Preliminary & Issue Exp.	1,688,850	1,688,850	844,425	844,425
Annual Listing Fees	1,029,563	650,274	266,464	324,865
Trustee Fees	500,000	500,000	250,000	248,634
Custodian Fees	552,974	343,958	282,731	179,118
CDBL charges	112,019	98,513	58,501	49,265
Bank charges	63,166	67,298	62,525	66,778
Other Expenses	251,110	228,757	207,066	204,616
	<b>12,352,847</b>	<b>11,249,210</b>	<b>6,041,027</b>	<b>5,773,005</b>
Profit during the year	18,886,811	45,634,746	7,403,341	26,345,924
(Provision) or write back against Investment *	28,838,180		(20,098,512)	
Net profit for the period	<b>47,724,991</b>	<b>45,634,746</b>	<b>(12,695,171)</b>	<b>26,345,924</b>
Earnings per unit, (EPU)	0.41	0.39	(0.11)	0.23

\* Note: As per IFRS 9-Financial Instrument, financial securities (Investments at Statement of Financial Position) are measured at fair value, gains and losses are recognized entirely in profit or loss.


On behalf of EBL 1st Mutual Fund:


  
Chairman, Trustee  
Investment Corporation of Bangladesh

  
Member, Trustee  
Investment Corporation of Bangladesh

Dhaka  
Date: January 28, 2016

  
CEO & Managing Director  
Asset Manager


  
Chief of Operations  
Asset Manager


  
Chief Compliance Officer  
Asset Manager

**EBL FIRST MUTUAL FUND**  
**Statement of Changes in Equity**  
**For the period 31 December 2015**

Particulars	Capital Fund	Unit Premium	Dividend Equalization Reserve	Unrealized Gain	Retained Earnings	Total Equity
Balance as at 1 July 2015	1,091,575,090	8,424,910	-	-	81,307,240	1,181,307,240
Dividend (Re-investment) for 2014-15	68,041,180	8,369,076			(76,410,256)	-
Earnings during the year	-	-	-	-	47,724,991	47,724,991
Balance as at 31 Dec. 2015	<u>1,159,616,270</u>	<u>16,793,986</u>	-	-	<u>52,621,974</u>	<u>1,229,032,230</u>

*On behalf of EBL 1st Mutual Fund:*

  
Chairman, Trustee  
Investment Corporation of Bangladesh

  
Member, Trustee  
Investment Corporation of Bangladesh

Dhaka  
Date: January 28, 2016

  
CEO & Managing Director  
Asset Manager


  
Chief of Operations  
Asset Manager

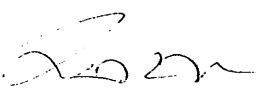
  
Chief Compliance Officer  
Asset Manager

**EBL FIRST MUTUAL FUND**  
**Statement of Cash Flows**  
For the period from July 01, 2015 to December 31, 2015


	Amount in Taka	
	July 01, 2015 to Dec 31, 2015	July 01, 2014 to Dec 31, 2014
<b>A. Cash flows from / (used in) Operating Activities</b>		
Interest on Bank Deposits	7,782,947	18,006,681
Dividend Income	22,856,816	11,748,728
Profit from sell of securities	3,121,548	29,609,440
Other income	18,870	-
Operating expenses	(10,240,429)	(9,808,951)
Change in Advances, Deposits & Prepayments	(1,390,989)	595,128
<b>Net cash from Operating Activities</b>	<b>22,148,763</b>	<b>50,151,028</b>
<b>B. Cash flows from Investing Activities</b>		
Net Investment in Shares & Securities	11,173,815	(185,895,966)
Advance Against investment	(50,000,000)	-
<b>Net cash from investing Activities</b>	<b>(38,826,185)</b>	<b>(185,895,966)</b>
<b>C. Cash flows from Financing Activities</b>		
Capital Fund	-	-
Dividend paid	-	(76,410,256)
<b>Net cash used in Financing Activities</b>	<b>-</b>	<b>(76,410,256)</b>
<b>Net cash flows (A+B+C)</b>	<b>(16,677,422)</b>	<b>(212,155,194)</b>
Cash & Cash Equivalents at the Beginning of the period	173,155,885	341,766,653
<b>Cash &amp; Cash Equivalents at the end of the period</b>	<b>156,478,462</b>	<b>129,611,459</b>
<b>Net Operating Cash Flow Per Unit</b>	<b>0.19</b>	<b>0.43</b>

On behalf of EBL 1st Mutual Fund:

  
Chairman, Trustee  
Investment Corporation of Bangladesh

  
Member, Trustee  
Investment Corporation of Bangladesh

  
CEO & Managing Director  
Asset Manager

  
Chief of Operations  
Asset Manager

  
Chief Compliance Officer  
Asset Manager

Dhaka  
Date: January 28, 2016