



EBL FIRST MUTUAL FUND
Statement of Financial Position (Un-Audited)
As at September 30, 2017

	Amount in Taka	
	30-Sep-17	30-Jun-17
<u>ASSETS</u>		
Investment-at Fair Value	1,523,055,706	1,395,928,128
Dividend Receivable	1,092,859	5,484,334
Interest Receivable	1,318,751	2,816,163
Advance, Deposit & Prepayments	3,195,058	3,904,855
Other Receivable	98,805	27,533,614
Cash & Cash Equivalents	114,894,850	128,243,581
Preliminary & Issue Expenses	6,305,647	7,150,073
	1,649,961,677	1,571,060,748
<u>LIABILITIES</u>		
Accounts Payable	77,605,964	77,998,865
	77,605,964	77,998,865
Net Assets	1,572,355,714	1,493,061,883
<u>OWNERS' EQUITY</u>		
Capital Fund	1,353,850,170	1,253,639,210
Unit Premium	52,289,471	27,136,510
Unrealised Gain	160,132,957	59,322,155
Retained Earnings	6,083,115	152,964,008
	1,572,355,714	1,493,061,883
Net Assets Value (NAV)		
At Cost	1,412,222,757	1,433,739,728
At Market (Adjusted)	1,572,355,714	1,493,061,883
Net Assets Value (NAV) per unit		
At Cost	10.43	11.44
At Market (Adjusted)	11.61	11.91

On behalf of EBL First Mutual Fund:



Chairman, Trustee
Investment Corporation of Bangladesh



CEO & Managing Director
Bangladesh RACE Management, PCL


Member, Trustee
Investment Corporation of Bangladesh


Chief of Operations
Bangladesh RACE Management, PCL

Dhaka
Date: November 12, 2017


Chief Compliance Officer
Bangladesh RACE Management, PCL



EBL FIRST MUTUAL FUND

Statement of Profit or Loss & other Comprehensive Income (Un-Audited)

For the period from July 01, 2017 to September 30, 2017

	Amount in Taka	
	July 01, 2017 to Sept.30, 2017	July 01, 2016 to Sept.30, 2016
<u>INCOME</u>		
Interest Income	3,375,529	4,979,940
Net Income on sale of securities	568,818	(13,025,076)
Income from dividend	7,279,661	8,120,479
	11,224,008	75,344
<u>EXPENSES</u>		
Management Fees	4,910,898	4,265,249
Amortization of Preliminary & Issue Exp.	844,426	844,426
Annual Listing Fees	1,128,837	1,095,856
Trustee Fees	250,000	250,000
Custodian Fees	368,098	284,216
CDBL Charges	85,940	63,873
Bank Charges	288	180
Other Expenses	79,710	65,481
	7,668,195	6,869,281
Profit for the period	3,555,812	(6,793,937)
Market risk reserve (Provision)/Write back	-	24,538,959
Net Profit for the period	3,555,812	17,745,023
Earnings per unit (EPU)	0.03	0.13

On behalf of EBL First Mutual Fund:




Chairman, Trustee
Investment Corporation of Bangladesh



CEO & Managing Director
Bangladesh RACE Management, PCL



Member, Trustee
Investment Corporation of Bangladesh



Chief of Operations
Bangladesh RACE Management, PCL

Dhaka
Date: November 12, 2017



Chief Compliance Officer
Bangladesh RACE Management, PCL

EBL FIRST MUTUAL FUND
Statement of Changes in Equity (Un-Audited)
For the period ended September 30, 2017

Particulars	Capital fund	Unit premium	Unrealised gain	Retained earnings	Total equity
Balance at June 30, 2017	1,253,639,210	27,136,510	59,322,155	152,964,008	1,493,061,883
Net profit for the year	-	-	-	3,555,812	3,555,812
Dividend for 2017 (RIU)	100,210,960	25,152,961	-	(125,363,921)	-
Dividend for 2017 (Cash)	-	-	-	(25,072,784)	(25,072,784)
Unrealized gain	-	-	100,810,802	-	100,810,802
Balance at September 30, 2017	1,353,850,170	52,289,471	160,132,957	6,083,115	1,572,355,714

Statement of Changes in Equity (Un-Audited)
For the period ended September 30, 2016

Particulars	Capital fund	Unit premium	Unrealised gain	Retained earnings	Total equity
Balance at June 30, 2016	1,159,616,270	16,793,986	-	109,149,596	1,285,559,852
Net profit for the year	-	-	-	17,745,023	17,745,023
Dividend for 2016 (RIU)	94,022,940	10,342,524	-	(104,365,464)	-
Balance at September 30, 2016	1,253,639,210	27,136,510	-	22,529,155	1,303,304,875

On behalf of EBL First Mutual Fund:


Chairman, Trustee

Investment Corporation of Bangladesh



Member, Trustee

Investment Corporation of Bangladesh



CEO & Managing Director

Bangladesh RACE Management, PCL



Chief of Operations

Bangladesh RACE Management, PCL




Chief Compliance Officer

Bangladesh RACE Management, PCL

Dhaka

Date: November 12, 2017



EBL FIRST MUTUAL FUND

Statement of Cash Flows (Un-Audited)

For the period from July 01, 2017 to September 30, 2017

Particular	July 01, 2017 to Sept. 30, 2017	July 01, 2016 to Sept. 30, 2016
Cash flows from operating activities:		
Interest Income	4,872,940	3,624,170
Income from dividend	11,671,136	8,266,593
Net Income on sale of securities	568,818	(13,025,076)
Operating expenses	(10,831,119)	(9,418,677)
Net cash flow from operating activities (A)	6,281,775	(10,552,991)
Cash flows from investing activities:		
Net Investment in securities	1,173,441	4,993,828
Net cash used in investing activities (B)	1,173,441	4,993,828
Cash flows from financing activities:		
Dividend paid	(20,803,947)	-
Net cash from financing activities (C)	(20,803,947)	-
Net increase/(decrease) (D = A+B+C)	(13,348,731)	(5,559,163)
Opening cash and cash equivalents (E)	128,243,581	139,924,053
Closing cash and cash equivalents (F = D+E)	114,894,850	134,364,890

Net Operating Cash Flow Per Unit (NOCFPU) 0.05 (0.08)

On behalf of EBL First Mutual Fund:




Chairman, Trustee
Investment Corporation of Bangladesh




CEO & Managing Director
Bangladesh RACE Management, PCL



Member, Trustee
Investment Corporation of Bangladesh



Chief of Operations
Bangladesh RACE Management, PCL



Chief Compliance Officer
Bangladesh RACE Management, PCL

Dhaka

Date: November 12, 2017

