

EBL FIRST MUTUAL FUND

Statement of Financial Position (Un-Audited)

As at March 31, 2017

	Amount in Taka	
	31-Mar-17	30-Jun-16
ASSETS		
Investment-at Fair Value	1,395,575,567	1,161,997,233
Dividend Receivable	4,950,498	941,328
Interest Receivable	4,062,906	3,535,399
Advance, Deposit & Prepayments	28,402,896	3,849,987
Other Receivable	22,172,184	41,499,625
Cash & Cash Equivalents	105,496,616	139,924,053
Preliminary & Issue Expenses	7,985,320	10,500,239
	1,568,645,986	1,362,247,864
LIABILITIES		
Accounts Payable	74,699,295	76,688,012
	74,699,295	76,688,012
NET ASSETS	1,493,946,691	1,285,559,852
OWNERS' EQUITY		
Capital Fund	1,253,639,210	1,159,616,270
Unit Premium	27,136,510	16,793,986
Unrealised Gain	149,417,229	-
Retained Earnings	63,753,742	109,149,596
	1,493,946,691	1,285,559,852
Net Assets Value (NAV)		
At Market (Fair Value)	1,493,946,691	1,285,559,852
At Cost	1,344,529,462	1,328,399,095
Net Assets Value (NAV) per unit		
At Market (Fair Value)	11.92	11.09
At Cost	10.73	11.46

On behalf of EBL First Mutual Fund:




Chairman, Trustee
Investment Corporation of Bangladesh



CEO & Managing Director
Bangladesh RACE Management, PCL



Member, Trustee
Investment Corporation of Bangladesh



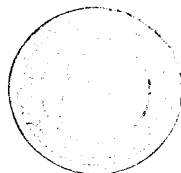
Chief of Operations
Bangladesh RACE Management, PCL



Chief Compliance Officer
Bangladesh RACE Management, PCL

Dhaka,

Date: April 30, 2017




EBL FIRST MUTUAL FUND

Statement of Profit or Loss & other Comprehensive Income (Un-Audited)

For the period from July 01, 2016 to March 31, 2017

	Amount in Taka			
	July 01, 2016 to March 31, 2017	July 01, 2015 to March 31, 2016	Jan. 01, 2017 to March 31, 2017	Jan. 01, 2016 to March 31, 2016
INCOME				
Interest Income	13,470,510	19,647,917	3,734,913	5,023,043
Net Income on sale of securities	(1,356,039)	7,512,252	5,693,213	4,390,704
Income from dividend	23,843,142	17,721,293	9,805,567	4,246,926
Other Income	-	18,870	-	-
	35,957,613	44,900,331	19,233,692	13,660,673
EXPENSES				
Management Fees	12,797,411	12,171,695	4,227,009	4,016,532
Amortization of Preliminary & Issue Exp.	2,514,920	2,524,097	826,069	835,246
Annual Listing Fees	2,304,706	1,573,416	606,033	543,853
Trustee Fees	750,000	750,000	250,000	250,000
Custodian Fees	872,660	759,638	298,685	206,664
CDBL Charges	176,622	164,690	47,246	52,671
Bank Charges	55,053	72,156	7,765	8,990
Other Expenses	355,874	465,622	102,613	214,512
	19,827,245	18,481,314	6,365,420	6,128,467
Profit for the period	16,130,367	26,419,017	12,868,272	7,532,206
Market risk reserve (Provision)/ Write back	42,839,243	5,951,795	-	(22,886,385)
Net Profit for the period	58,969,611	32,370,812	12,868,272	(15,354,179)
Earnings Per Unit (EPU)	0.47	0.26	0.10	(0.12)

On behalf of EBL First Mutual Fund:


Chairman, Trustee
Investment Corporation of Bangladesh



CEO & Managing Director
Bangladesh RACE Management, PCL


Member, Trustee
Investment Corporation of Bangladesh


Chief of Operations
Bangladesh RACE Management, PCL

Dhaka,
Date: April 30, 2017


Chief Compliance Officer
Bangladesh RACE Management, PCL



EBL FIRST MUTUAL FUND
Statement of Changes in Equity (Un-Audited)
For the period ended March 31, 2017

Particulars	Capital fund	Unit premium	Unrealised gain	Retained earnings	Total equity
Balance at June 30, 2016	1,159,616,270	16,793,986	-	109,149,596	1,285,559,852
Net profit for the year	-	-	-	58,969,610	58,969,610
Dividend (Re-investment)	94,022,940	10,342,524	-	(104,365,464)	-
Unrealized gain	-	-	149,417,229	-	149,417,229
Balance at March 31, 2017	1,253,639,210	27,136,510	149,417,229	63,753,742	1,493,946,691


On behalf of EBL First Mutual Fund:




Chairman, Trustee
Investment Corporation of Bangladesh




CEO & Managing Director
Bangladesh RACE Management, PCL



Member, Trustee
Investment Corporation of Bangladesh




Chief of Operations
Bangladesh RACE Management, PCL



Chief Compliance Officer
Bangladesh RACE Management, PCL

Dhaka,
Date: April 30, 2017



EBL FIRST MUTUAL FUND

Statement of Cash Flows (Un-Audited)

For the period from July 01, 2016 to March 31, 2017

Particular	July 01, 2016 to March 31, 2017	July 01, 2015 to March 31, 2016
Cash flows from operating activities:		
Interest Income	12,943,002	16,535,554
Income from dividend	19,833,971	19,741,801
Net Income on sale of securities	(1,356,039)	7,512,252
Other income	-	18,870
Operating expenses	(43,853,952)	(19,043,896)
Net cash flow from operating activities (A)	(12,433,017)	24,764,581
Cash flows from investing activities:		
Net Investment in securities	(21,994,420)	(149,246,358)
Net cash used in investing activities (B)	(21,994,420)	(149,246,358)
Cash flows from financing activities:		
Capital contribution	-	-
Net cash from financing activities (C)	-	-
Net increase/(decrease) (D = A+B+C)	(34,427,437)	(124,481,777)
Opening cash and cash equivalents (E)	139,924,053	173,155,885
Closing cash and cash equivalents (F = D+E)	105,496,616	48,674,108
Net Operating Cash Flow Per Unit (NOCFPU)	(0.10)	0.20


On behalf of EBL First Mutual Fund:




Chairman, Trustee
Investment Corporation of Bangladesh



CEO & Managing Director
Bangladesh RACE Management, PCL



Member, Trustee
Investment Corporation of Bangladesh



Chief of Operations
Bangladesh RACE Management, PCL



Chief Compliance Officer
Bangladesh RACE Management, PCL

Dhaka,
Date: April 30, 2017

