


EBL FIRST MUTUAL FUND
Statement of Financial Position (Un-audited)
as at September 30, 2016

	Amount in Taka	
	30-Sep-16	30-Jun-16
ASSETS		
Investment- at Fair value	1,142,137,202	1,161,997,233
Dividend Receivable	795,214	941,328
Interest Receivables	4,891,169	3,535,399
Other Receivables	80,904,787	41,499,625
Advance ,Deposit & Prepayments	3,113,756	3,849,987
Cash & cash equivalents	134,364,890	139,924,053
Preliminary & Issue Expenses	9,655,814	10,500,239
	1,375,862,833	1,362,247,864
LIABILITIES		
Accounts Payable	72,557,959	76,688,012
	72,557,959	76,688,012
Net Assets	1,303,304,875	1,285,559,852
OWNERS' EQUITY		
Capital Fund	1,253,639,210	1,159,616,270
Unit Premium	27,136,510	16,793,986
Retained Earnings	22,529,155	109,149,596
	1,303,304,875	1,285,559,852
Net Assets Value (NAV)		
At cost	1,321,605,158	1,328,399,096
At Market (adjusted)	1,303,304,875	1,285,559,852
Net Assets Value (NAV) per unit		
At cost	10.54	11.46
At Market (adjusted)	10.40	11.09


On behalf of EBL 1st Mutual Fund:




Chairman, Trustee
Investment Corporation of Bangladesh




CEO & Managing Director
Asset Manager
Bangladesh RACE Management PCL



Member, Trustee
Investment Corporation of Bangladesh



Chief of Operations
Asset Manager
Bangladesh RACE Management PCL



Chief Compliance Officer
Asset Manager
Bangladesh RACE Management PCL

Dhaka
Date: October 26, 2016




EBL FIRST MUTUAL FUND
Statement of Profit or Loss and Other Comprehensive Income (Un-audited)
For the period from July 01 to September 30, 2016

	Amount in Taka	
	July 01, 2016 to Sep 30, 2016	July 01, 2015 to Sep 30, 2015
<u>INCOME</u>		
Interest Income	4,979,940	7,387,798
Net Income on sale of marketable securities	(13,025,076)	2,008,521
Dividend Income	8,120,479	8,380,099
Other Income	-	18,870
	75,344	17,795,289
<u>EXPENSES</u>		
Management Fees	4,265,249	4,085,849
Amortization of Preliminary & Issue Exp.	844,426	844,425
Annual Listing Fees	1,095,856	763,100
Trustee Fees	250,000	250,000
Custodian Fees	284,216	270,243
CDBL charges	63,873	53,518
Bank Charges	180	641
Other Expenses	65,481	44,044
	6,869,281	6,311,820
Net profit before provision	(6,793,937)	11,483,469
Provision against Investment-adjustment/(expense)	24,538,959	48,936,692
Net Profit after Provision	17,745,023	60,420,161
Earnings per unit (EPS)	0.14	0.48

On behalf of EBL 1st Mutual Fund:



Chairman, Trustee
Investment Corporation of Bangladesh




Member, Trustee
Investment Corporation of Bangladesh

Dhaka
Date: October 26, 2016




CEO & Managing Director
Asset Manager
Bangladesh RACE Management PCL



Chief of Operations
Asset Manager
Bangladesh RACE Management PCL



Chief Compliance Officer
Asset Manager
Bangladesh RACE Management PCL


EBL FIRST MUTUAL FUND
Statement of Changes in Equity
for the year ended September 30, 2016

Particulars	Capital Fund	Unit Premium	Retained Earnings	Total Equity
Balance at 30 June 2016	1,159,616,270	16,793,986	109,149,596	1,285,559,852
Dividend for 2015-16	94,022,940	10,342,524	(104,365,464)	-
Earnings during the year	-	-	17,745,023	17,745,023
Balance at 30 September 2016	1,253,639,210	27,136,510	22,529,155	1,303,304,875

On behalf of EBL 1st Mutual Fund:



Chairman, Trustee
Investment Corporation of Bangladesh



Member, Trustee
Investment Corporation of Bangladesh

Dhaka
Date: October 26, 2016



CEO & Managing Director
Asset Manager
Bangladesh RACE Management PCL



Chief of Operations
Asset Manager
Bangladesh RACE Management PCL



Chief Compliance Officer
Asset Manager
Bangladesh RACE Management PCL

EBL 1st MUTUAL FUND
Statement of Cash Flows (Un-Audited)
For the period from July 01 to September 30, 2016

	Amount in Taka	
	July 01, 2016 to Sep 30, 2016	July 01, 2015 to Sep 30, 2015
A. Cash flows from Operating Activities		
Interest on Bank Deposits	3,624,170	222,289
Net Income on sale of marketable securities	(13,025,076)	2,008,521
Dividend Income	8,266,593	17,098,364
Advance ,Deposit & Prepayments	736,231	(163,272)
Other Income	-	18,870
Operating Expenses	(10,154,908)	(4,656,686)
Net cash flows from / (used) Operating Activities	(10,552,991)	14,528,086
B. Cash flows from Investing Activities		
Investments	4,993,828	(44,562,939)
Net Cash Used in Investing Activities	4,993,828	(44,562,939)
C. Cash flows from Financing Activities		
Dividend paid	-	-
Net cash Used in Financing Activities	-	-
D. Net cash flows (A+B+C)	(5,559,163)	(30,034,853)
E. Cash & Cash Equivalents at the Beginning of the year	139,924,053	243,572,036
F. Cash & Cash Equivalents at the end of the year (D+E)	134,364,890	213,537,183
Net Operating Cash Flow Per Unit (NOCFPU)	(0.08)	0.12


On behalf of EBL 1st Mutual Fund:



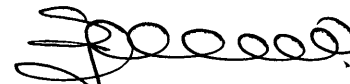
Chairman, Trustee
Investment Corporation of Bangladesh



CEO & Managing Director
Asset Manager
Bangladesh RACE Management PCL



Member, Trustee
Investment Corporation of Bangladesh



Chief of Operations
Asset Manager
Bangladesh RACE Management PCL



Chief Compliance Officer
Asset Manager
Bangladesh RACE Management PCL

Dhaka
Date: October 26, 2016

